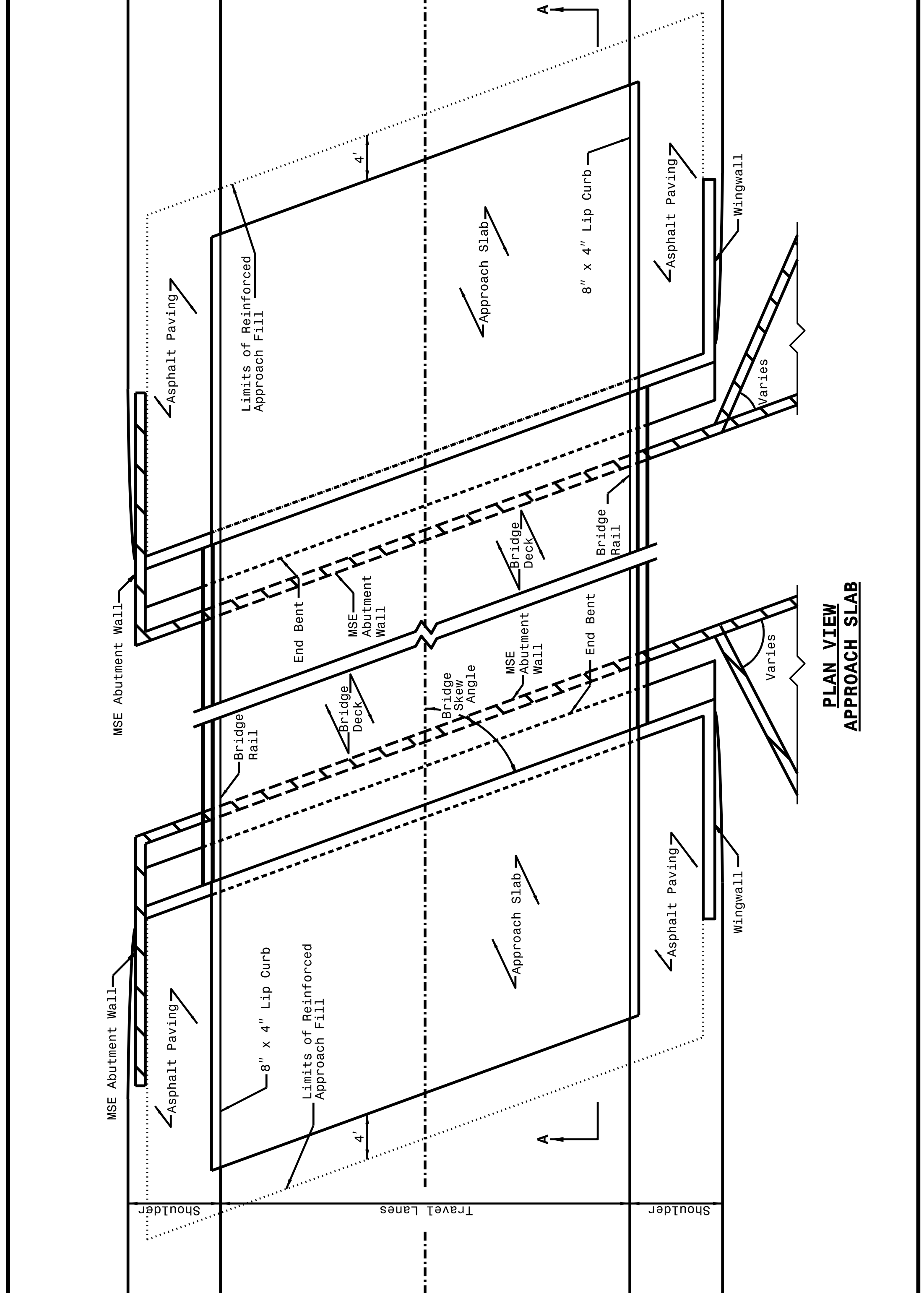


STATE OF NORTH CAROLINA
DEPT. OF TRANSPORTATION
DIVISION OF HIGHWAYS
RALEIGH, N.C.

ROADWAY DETAIL DRAWING FOR
BRIDGE APPROACH FILLS
TYPE III - REINFORCED APPROACH FILL FOR
MECHANICALLY STABILIZED EARTH (MSE) ABUTMENT WALL

SHEET 1 OF 2
422D10



STATE OF NORTH CAROLINA
DEPT. OF TRANSPORTATION
DIVISION OF HIGHWAYS
RALEIGH, N.C.

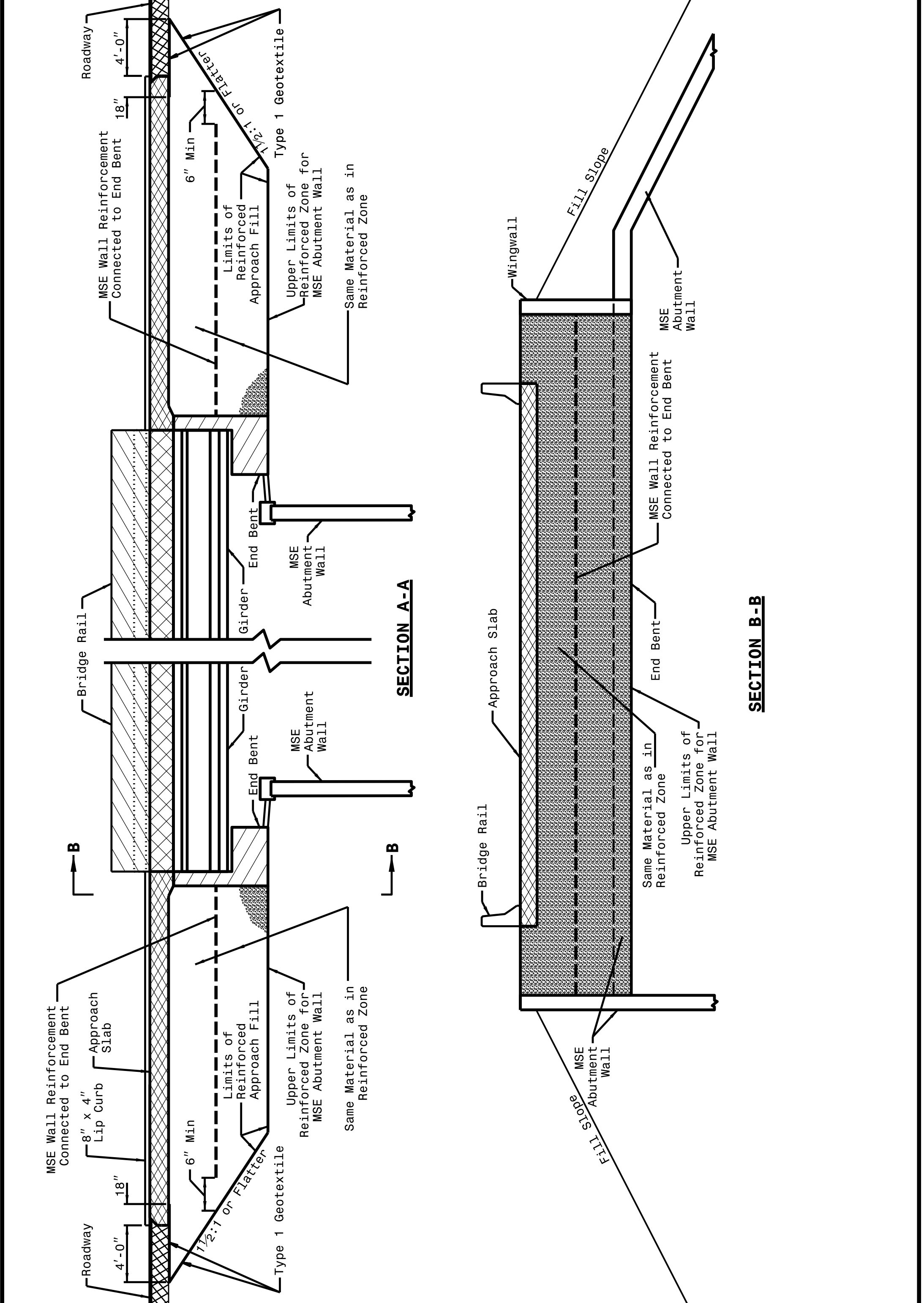
ROADWAY DETAIL DRAWING FOR
BRIDGE APPROACH FILLS
TYPE III - REINFORCED APPROACH FILL FOR
MECHANICALLY STABILIZED EARTH (MSE) ABUTMENT WALL

SHEET 1 OF 2
422D10

STATE OF NORTH CAROLINA
DEPT. OF TRANSPORTATION
DIVISION OF HIGHWAYS
RALEIGH, N.C.

ROADWAY DETAIL DRAWING FOR
BRIDGE APPROACH FILLS
TYPE III - REINFORCED APPROACH FILL FOR
MECHANICALLY STABILIZED EARTH (MSE) ABUTMENT WALL


SHEET 2 OF 2
422D10



STATE OF NORTH CAROLINA
DEPT. OF TRANSPORTATION
DIVISION OF HIGHWAYS
RALEIGH, N.C.

ROADWAY DETAIL DRAWING FOR
BRIDGE APPROACH FILLS
TYPE III - REINFORCED APPROACH FILL FOR
MECHANICALLY STABILIZED EARTH (MSE) ABUTMENT WALL

SHEET 2 OF 2
422D10



DOCUMENT NOT CONSIDERED FINAL
UNLESS ALL SIGNATURES COMPLETED

**CONTRACTS STANDARDS
AND DEVELOPMENT UNIT**
Office 919-707-6950 FAX 919-250-4119

**TYPE III
REINFORCED
APPROACH FILLS**

ORIGINAL BY: K. A. KEMPF DATE: JULY 2017
MODIFIED BY: DATE:
CHECKED BY: DATE:
FILE SPEC.: 2018 standard drawings\division 422d10.dgn